




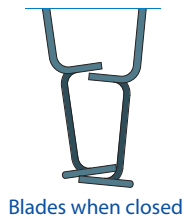
Suggested Micro Incisional Cataract Surgery Set



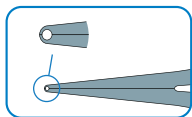
An array of instruments aimed specifically at MICS, including our dedicated range of diamond knives and several examples of premium capsulorhexis forceps and prechopper forceps. The set is completed with our bi-manual irrigation and aspiration cannulae.

9-588-3 Lieberman Adjustable Speculum

- Open blades
- Angled to rest temporal
- Adjustable with thumb screw



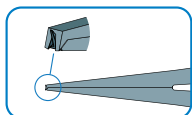
2-100E Pierse Notched Forceps



- Pierse 0.25mm notched, 6mm tying platforms
- Straight shafts
- Flat handle, length 90mm
- Design registration number 004383396-0001



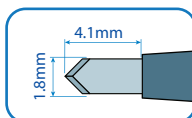
2-132E Colibri Toothed Forceps (0.12mm)



- 0.12mm, 1 x 2 teeth, tip length 2mm
- 6mm tying platforms
- Colibri style shafts
- Flat handle, length 90mm
- Design registration number 004383396-0001



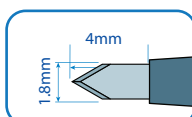
4-402 DK Angled Retractable Diamond Knife, 1.8mm Spear



- 1.8mm spear diamond blade
- 45° angled retractable handle
- Length 134mm



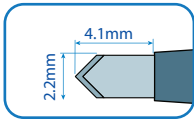
4-403 DK Angled Retractable Diamond Knife, 1.8mm Lance



- 1.8mm lance diamond blade
- 45° angled retractable handle
- Length 134mm

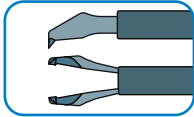


4-406 DK Angled Retractable Diamond Knife, 2.2mm Spear



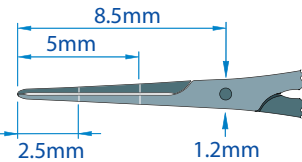
- 2.2mm spear diamond blade
- 45° angled retractable handle
- Length 136mm

2-847-4 DK Squeeze handle Capsulorhexis Forceps - 1mm Incision


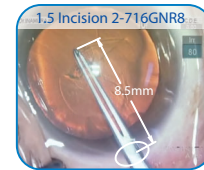


- Fine pointed tips with platforms
- 0.9mm tip opening
- Curved 23 gauge tube
- Squeeze action activates both jaws
- Round squeeze handle, length 123mm

2-716GNR8 Inamura Round Handle Capsulorhexis Forceps - 1.5mm Incision



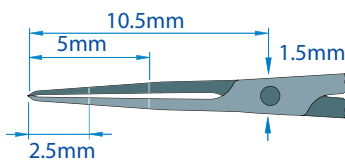
- Sharp pointed serrated tips angled 45° from shaft
- Marks on shaft at 2.5mm and 5mm denote desired size of capsulorhexis
- Curved shaft, tip to pivot point 8.5mm
- Cross action tips, 1.2mm width at pivot box
- Round handle, overall length 111mm



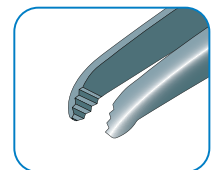
Designed to fit comfortably through any incision down to 1.5mm. Precise interlocking serrated tips with a sharp point enable the surgeon to initiate the capsule tear then securely grasp the capsule to perform the capsulorhexis. Designed specifically for corneal placed incisions, tip to pivot length reduced to 8.5mm. Keeping the pivot in the incision reduces the leakage from the anterior chamber, it also enables the tips to operate fully at the smaller incision sizes without stretching the incision and causing corneal deformation.

Accurate capsulorhexis size is crucial for optimal IOL function. The new Inamura cross action capsulorhexis forceps have an engraved scale from the tip to 2.5mm and 5mm along the shaft. The scale enables the surgeon to repeatedly measure the size of the capsulorhexis using the forceps within the anterior chamber. Measuring on the cornea surface overestimates the actual size of the capsulorhexis when measured within the anterior chamber.

2-716GER8-1 Inamura Round Handle Capsulorhexis Forceps - 1.8mm Incision

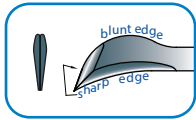


- Sharp pointed serrated tips
- Cross action tips, 1.5mm width at pivot box
- Curved shaft, tip to pivot point 10.5mm
- Marks on shaft 2.5mm and 5mm denote desired size of capsulorhexis
- Tips angled 45° from shaft
- Round handle, overall length 111mm
- Design registration number 004383396-0001



Designed to fit comfortably through any incision down to 1.8mm. Precise interlocking serrated tips with a sharp point enable the surgeon to initiate the capsule tear then securely grasp the capsule to perform the capsulorhexis. Designed specifically for corneal placed incisions, tip to pivot length reduced to 10.5mm. Keeping the pivot in the incision reduces the leakage from the anterior chamber, it also enables the tips to operate fully at the smaller incision sizes without stretching the incision and causing corneal deformation.

2-2-817 Salvitti Akahoshi Micro Prechopper (small tip)



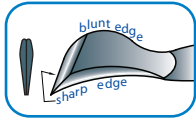
Tip height 1.3mm

- Tips fully open to 2.5mm
- Flattened tips in vertical plane, tip height 1.3mm
- 1.8mm maximum width at incision point

- Straight shafts, reverse cross action style
- Round handle, length 123mm



2-2-817-1 Salvitti Akahoshi Micro Prechopper (large tip)



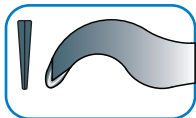
Tip height 1.5mm

- Tips fully open to 2.5mm
- Flattened tips in vertical plane, tip height 1.5mm
- 1.8mm maximum width at incision point

- Straight shafts, reverse cross action style
- Round handle, length 123mm



2-2-818 Inamura Talon Prechopper



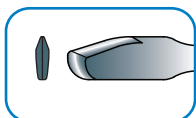
Tip height 1.6mm

- Tips fully open to 2.5mm
- Flattened tips in vertical plane, tip height 1.6mm
- 1.8mm maximum width at incision point

- Straight shafts, reverse cross action style
- Round handle, length 123mm



2-2-820 Paddle Prechopper Forceps Angled 45°




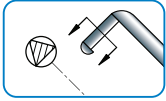
Tip height 1mm

- Tips fully open to 2.5mm
- Arrow tip shape for penetrating nucleus
- Flattened paddle area of tips for nucleus splitting, tip height 1mm
- 1.8mm maximum width at incision point

- 45° angled, reverse cross action style
- Tip to angle length 13.5mm
- Round handle, length 123mm



6-085 - Barrett Duo Nucleus Rotator / Manipulator / Splitter



Nucleus splitter

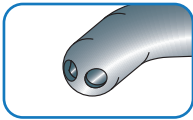
- Straight, sharp inner / outer sides of tip, tip length 1.25mm
- Cutting Edge 60° to Axis
- 45° angled shaft, tip to angle length 14mm

Rotator / manipulator

- 0.65mm mushroom tip
- 45° angled shaft, tip to angle length 10mm
- Barrett balanced set handle, length 123mm

Smooth tip manipulator is useful as a nucleus rotator / manipulator in four quadrant nucleo fractis techniques. End of manipulator is ideal for retracting iris during phacoemulsification and inserting IOLs. Nucleus splitter used during phacoemulsification techniques such as phaco chop and modified phaco chop procedures.

8-601-2 - Inamura Multipurpose Cannula

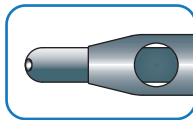


- 22 gauge tube (Ø0.7mm)
- Twin Jets, inclusive angle 30°
- 45° angled Tip



The Inamura Multipurpose Cannula is used for; Hydrodissection and Nucleus Rotation, Iris Reposition – Floppy Iris Syndrome, Aspiration of Air Bubbles, Aspiration of Liquefied Cortex and Cleaning the Operative Field

8-601-3 - Inamura-Nezu Hydrodissection Cannula with Outer Sleeve



- 18 gauge tube, 1.25mm
- Twin Jets, inclusive angle 30°



This cannula allows for a quick and more controlled hydrodissection, with a twin jet and outer sleeve which allows any returning fluid to be channelled through the outer sleeve and free flow out through any of the four rear ports. This reduces the chance of iris prolapse and lens subluxation in shallow chamber and small pupil eyes.

www.duckworth-and-kent.com

7 Marquis Business Centre
Royston Road, Baldock
Herts SG7 6XL England

Tel: +44 (0)1462 893254
Fax: +44 (0)1462 896288
Email: info@duckworth-and-kent.co.uk



© March 2011 Duckworth & Kent
20.05.19

D&K® is a registered trademark. All other brand names are trademarks or registered trademarks of their respective owners. All schematic line drawings, photographs and copy in this leaflet are fully protected by copyright. No part of this leaflet may be reproduced in any form without prior written permission. We reserve the right to make changes at any time, without notice, in product specifications and availability. Descriptive, typographic, or photographic errors are subject to correction. Name(s) of instruments are often comprised of surgeon's name, combination of surgeons' names or by the category of the instrument.

at the Leading Edge